

General

Minimum order quantity

None

Warranty

Cart has a 10 year warranty

All trays carry a Limited Lifetime warranty

Return policy

Order cancellation permitted before product ships subject to \$75-100 re-stocking fee per product

Cart materials

Front and rear fully welded, 1" square, 16-gauge steel tube frames with baked-on epoxy finish.

Top panels constructed from 18-gauge formed steel sheets with baked-on epoxy finish.

Runners, molded from engineering grade ABS, secured to steel tube frames.

Carts fitted with lockable heavy-duty Jewel casters that support over 400 lbs (per cart).

Tray materials

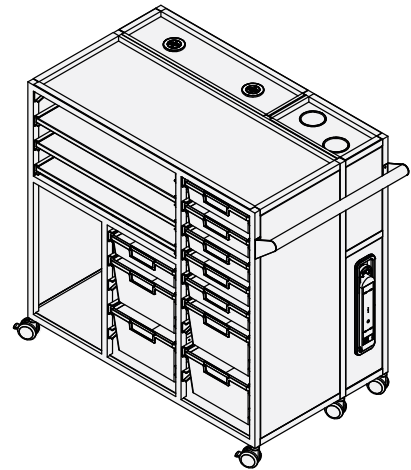
Crystal Line Trays injected molded with engineering grade ABS, Acrylonitrile Butadiene Styrene.

Caster materials

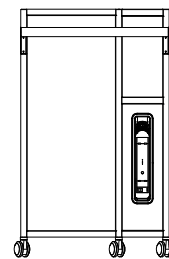
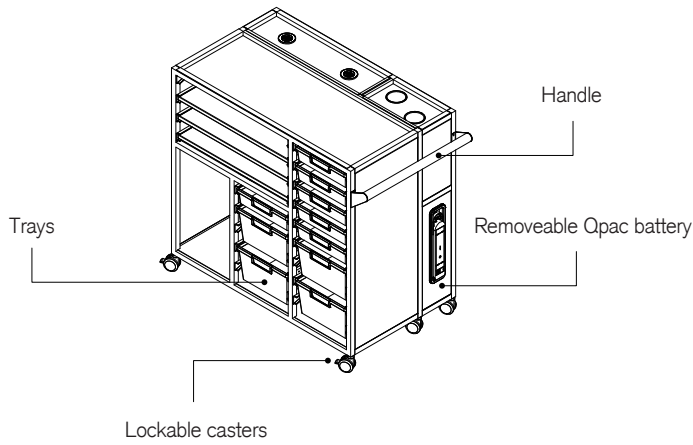
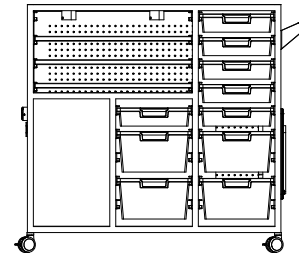
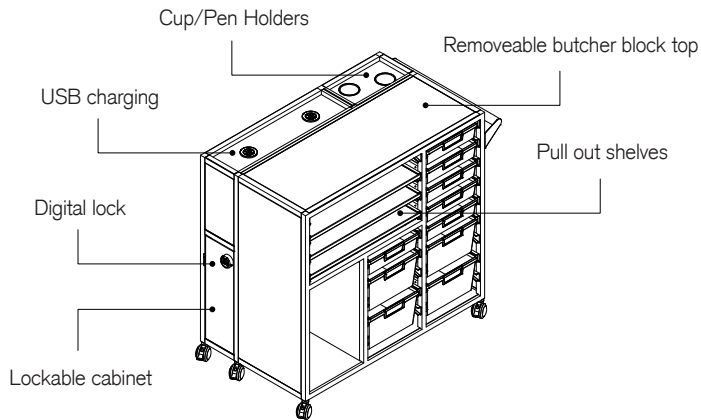

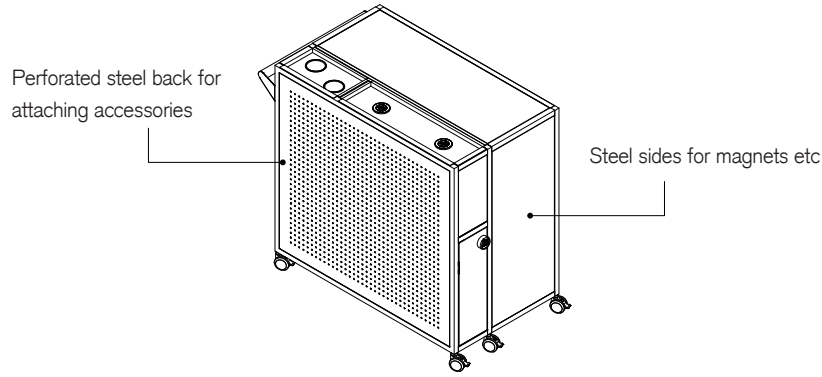
Rubber, plastic and metal.

Tray dimensions (W x L x H)

Slim Line Single Depth	12¼ x 16¾ x 3
Slim Line Double Depth	12¼ x 16¾ x 6
Slim Line Triple Depth	12¼ x 16¾ x 9
Slim Line Quad Depth	12¼ x 16¾ x 12



Features



Frame Finishes


Standard



White (WH)

Trays

Crystal trays (glass-like transparency)



Clear (CL)



Neon Green (NG)



Neon Orange (NO)

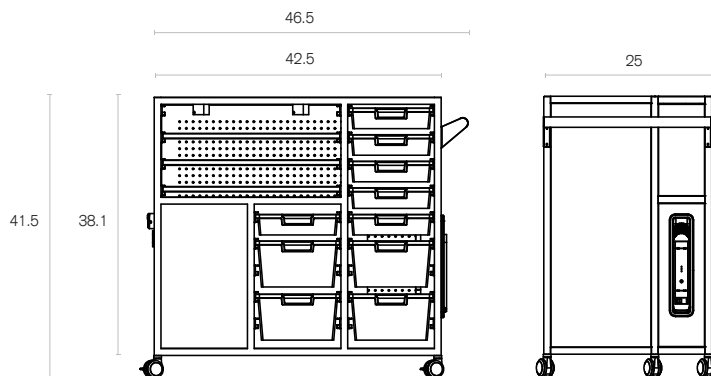


Tinted Blue (TB)



Tinted Purple (TP)

Dimensions



Contact info

Inquiries

hello@muzo-works.com

Purchase orders

sales@muzo-works.com

360 Kiwanis Blvd,
West Hazleton, PA 18202

(800) 670-2578

muzo-works.com