

Designing an education environment is no easy task.

There's so much to consider - the space itself, its purpose, its use and by whom, budgets, time constraints...and the future.

Education is continuously evolving, and with improvements to technology, never has education evolved at such a furious pace. And the education environment has struggled to keep up. We don't all have the luxury of designing a space from scratch. The majority of our clients are re-designing an existing space, often replacing decades old furniture.

How do we design a learning environment that engages today's students, and that also considers the needs of tomorrow's students?

Muzo are the global thought leaders and driving force behind the trend towards mobile, multi-functional work surfaces. With our Thinking Walls products, you get FLEXIBILITY AND CHOICE.

PXL and Riveli are two unique, multi-functional, magnetic visual display products that turn walls into inspiring, living works of art.

Create a thinking-rich environment with your wall space to enhance connections and develop coherency between ideas, tasks and lessons.

Champion your brand and build confidence, loyalty and pride by showcasing your strengths, values, and mission.


Allow your environment to grow in style and flourish along side the academic and social growth of students, teachers and prospective targets alike.

Riveli

Folding shelf system


Pivoting aluminum shelf

Riveli folds down to act as a shelf, when finished simply flip back up to reveal the art panel.



Art panels

Easily remove or apply magnetic art panels with photography, graphics or a whiteboard surface.

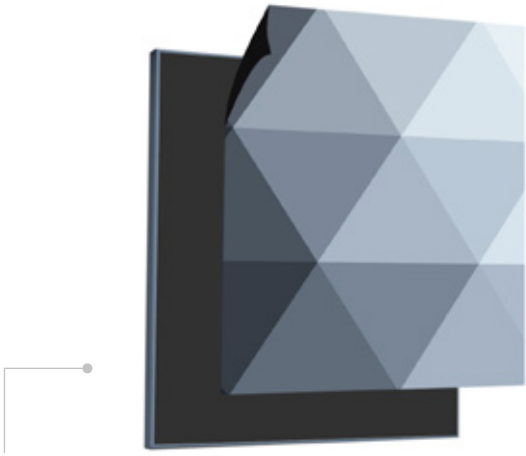


Layout

Design the layout to suit your wall space and needs.

PXL

Interchangeable magnetic visuals




Aluminum base

Aesthetically pleasing aluminum base is mounted on the wall with minimal disruption to walls.

Art panels

Easily remove or apply magnetic art panels with photography, graphics or a whiteboard surface.



Layout

Design the layout to suit your wall space and needs.

Education champions

Displaying assets in style.

Whilst the digital world continues to evolve, excite and dominate most of our conscious attention, people often over look the value of the basics. We don't see the purpose of four walls as a hub to create in. We see four blank canvases at our disposal to create, inspire and utilize to contribute to the success of everything.

To be a leader and create a strong identity, we can't just rely on the content of our displays alone. We must add maximum value to our message by being conscious of HOW we are displaying it.

Every single day we are subjected to marketing in all its forms, whether that's on TV, through social media, billboards, flyers, or on the back of parking tickets. It is quite literally everywhere. Sometimes it can be irritating and intrusive and sometimes it's genuinely enjoyable. But what makes for the best kind of marketing; the ads we don't want to skip, the billboards that make us laugh? Well.. I'll tell you: it's the kind of marketing that really doesn't feel like marketing at all.

With Riveli & PXL you can create a functional message that has the power to invoke the positive responses you're looking for.



Awards


Showcase and interact with awards that stand on powerful visuals that reflect the success you have achieved.



The flexibility of Riveli allows a display to be easily interchangeable based on times, seasons or what you may want to show case for a specific event.

Art and photography

Display sculptures and physical works of art that stand proud along side powerful images that inspired their design or purpose.



Showcase art in it's original form or interchange individual pieces to provoke thought by creating something abstract.

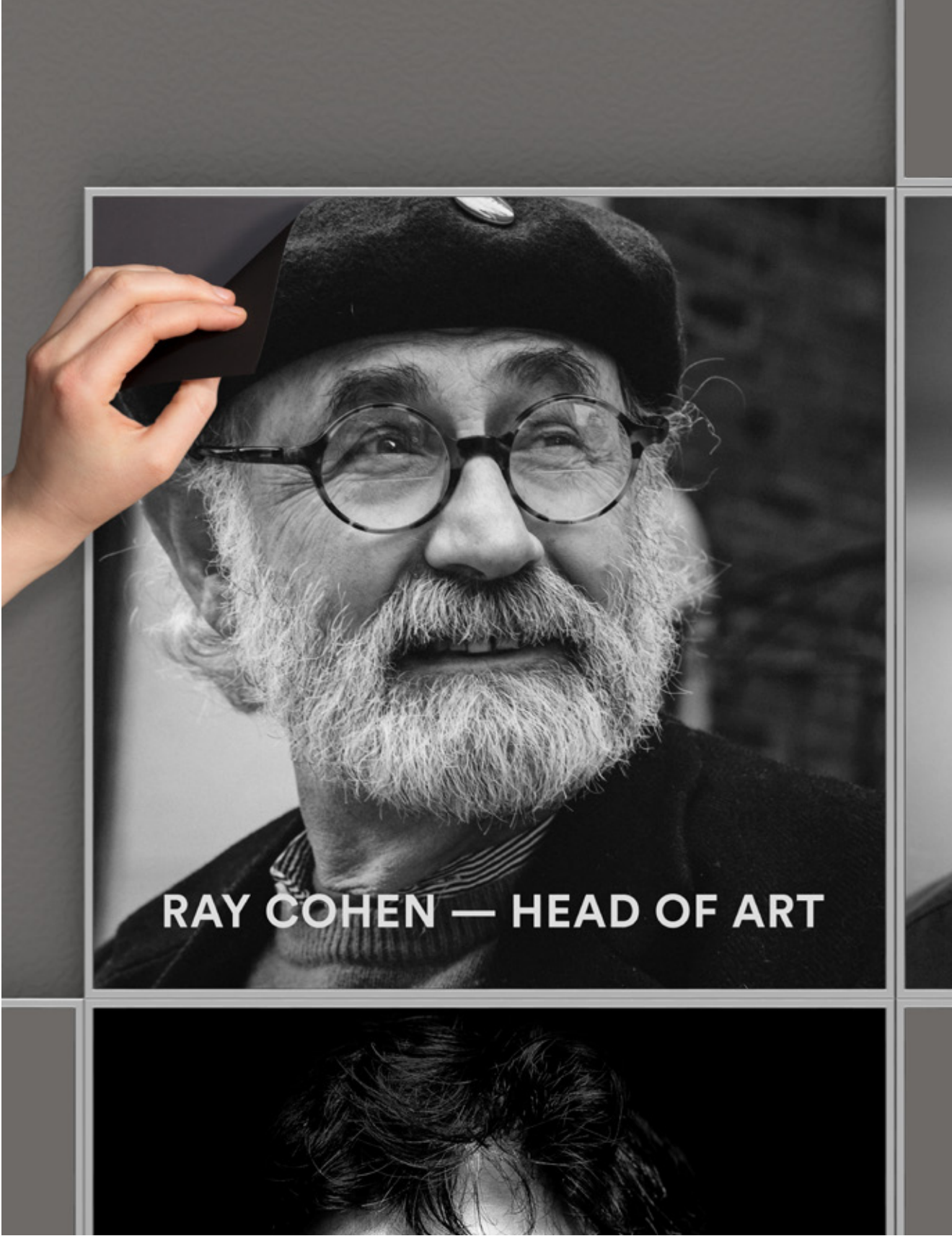
Walls of fame

Highlight your champions! Create a hunger for students and faculty members to to be gratified publicly for their achievements.



Faculty

Faculty members come and go. Keep everyone up to date and advertise your team with pride.



Use interesting layouts for impact.

Canteen

Use PXL for more than just art. Create functional visuals with writable panels to suit any day of the week.



Flexible wayfinding


A science lab will always be a science lab. But many rooms can be utilized for several different purposes depending on need.

Make your environment more agile and cost effective by recognizing the value of your space. Ideal for special occasions too.





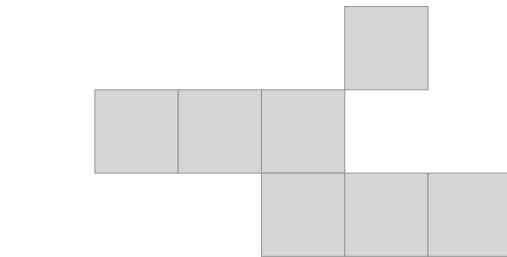



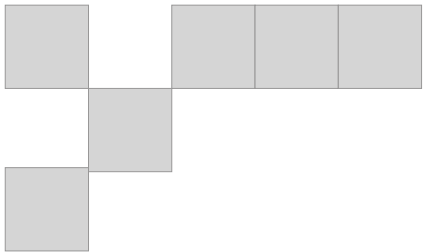



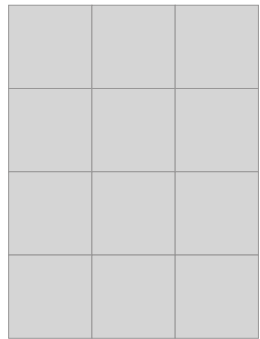


Temporary display

Time to vote?
Maybe there is a significant focus each week, month or semester that you are trying to engage your students with.




Seasonal displays.

PXL layout ideas



Interactive

Interactive wall displays expand the time students devote to thinking about the science ideas and practices they are learning because they view and talk about what is displayed. Research shows that young children in particular become more focused and engaged in a subject matter when their learning process is combined with physical movement.



Whiteboard

Printed artwork isn't the only magnetic option – we also offer magnetic chalkboard, whiteboard, and paintable canvas panels. Since up to three layers of magnetic panels can lay on the face of each shelf at a time, you can place a branded graphic printed on the top layer for a specific display and then transform the space quickly to brainstorm and make notes by pulling off the top layer and having a layer of whiteboard panels beneath.









Flexible calendar

Important dates, reminders and deadlines can be displayed big and bold for all to see.

Monday	Tuesday	Wednesday	Thursday	Friday
1	2	3	4	5
8	9	10	11 10am Show and tell 11am ART CLASS! 12 Lunchtime 1pm Numbers	12
15	16	17	18	19
22	23	24	25	26



Riveli layout ideas



Muzo recognises the importance of environmental protection and is committed to operating its business responsibly and in compliance with all environmental regulations, legislation and approved codes of practice relating to the research, design and provision of our innovative furniture and visual display solutions. It is the Organisation's objective to operate with, and to maintain good relations with all environmental regulatory bodies.

Green credentials relating to this proposal include:

Riveli: Shelf - 100% Recyclable content
PXL Frame - 100% Recyclable content

Magnetic Visuals:

We need your help to create a cleaner world together. We ask that all redundant magnetic visuals become part of our Retired Graphics program. To participate in this environmentally responsible program, simply return your retired graphics to: Muzo, 72 Hillside Drive, Drums PA and we take care of the rest. All retired graphics returned to our facility will be delivered to Covanta Inc. where approximately 85% of MagnaMedia weight is recycled back into steel production and about 15% converted into electricity.

Inspiration time

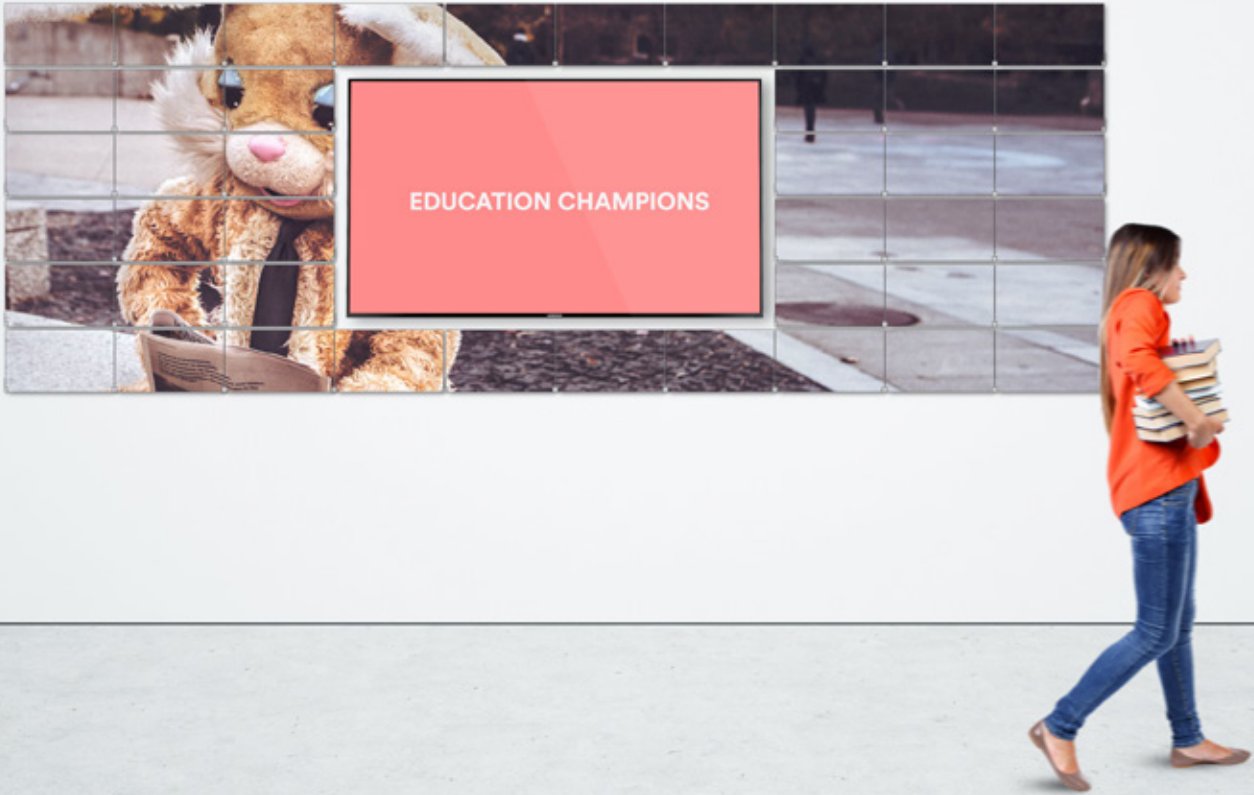
Combine writable wall paint with Riveli to create stimulating inspiration zones that allows students to collaborate in diverse and tangible ways.



The folding function of Riveli means you can temporarily rest pens, books and devices with ease.

Functional media walls

Build Riveli around media to create a balance between the digital and physical displays by adding functional options such as the



Easily make presentations and use Riveli to rest your laptops and any refreshments needed.

Magnetic wall

You can attach paper and notes to Riveli and PXL with the magnetic coins. The keeps your walls clean and adds another dimension to your wall space.

